

# Investor Presentation

May 2011



**catalyst**  
METALS LTD

## Company Objectives

- ▲ To create shareholder value by pursuing advanced gold and metals projects
- ▲ Goal is to generate cashflows from operations within 2 years
- ▲ Flagship Four Eagles Gold Project in Victoria provides potential for early exploration success

# Current Projects



## Four Eagles Gold Project (Victoria)

- ▲ Joint venture exploration for a potential new of Bendigo-style goldfield below shallow cover

## Minnie Springs Project (Western Australia)

- ▲ Molybdenum and Tungsten mineralisation in the Gascoyne Mineral Field

## Everton Project (Victoria)

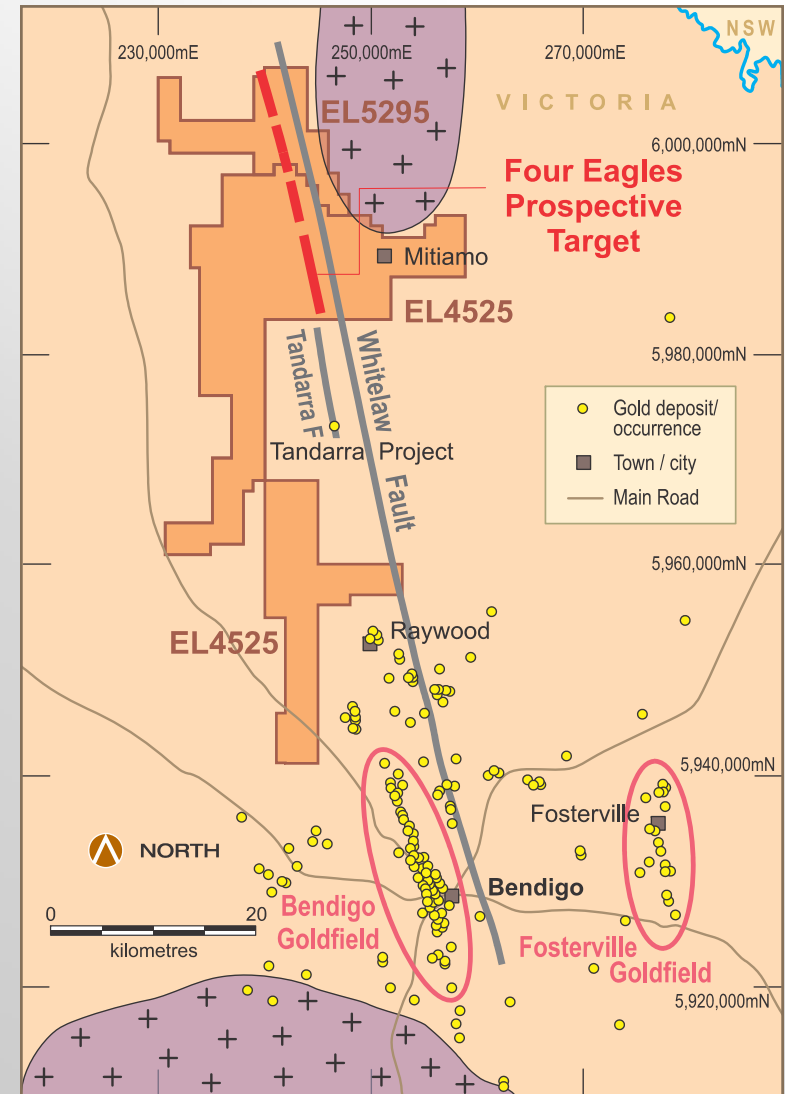
- ▲ Historical high-grade Molybdenum mine

# Four Eagles Gold Project



**catalyst**  
METALS LTD

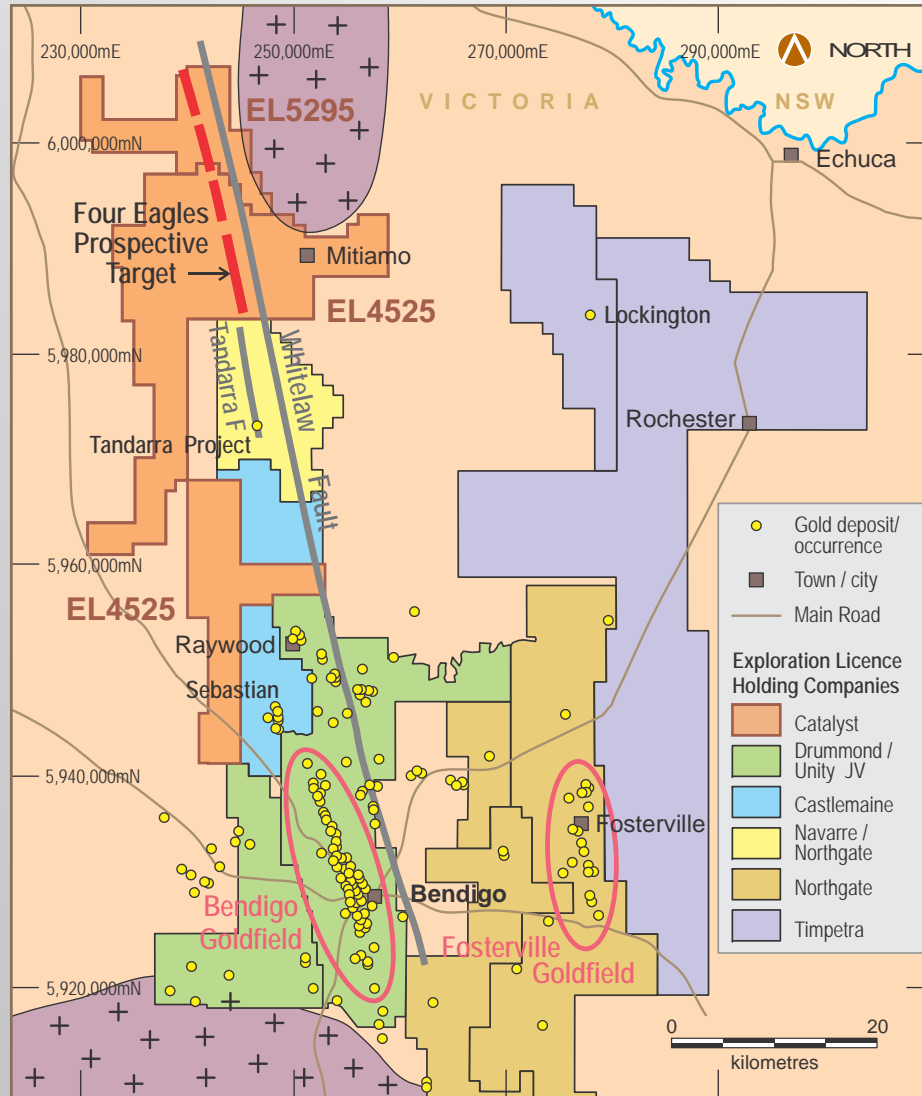
- ▲ Located along major fault extension from Bendigo goldfield
- ▲ Prospective rocks concealed by shallow cover
- ▲ Broad spaced Providence drilling shows high-grade gold in Bendigo sequence rocks
- ▲ Tenements cover 25km strike length of prospective corridor



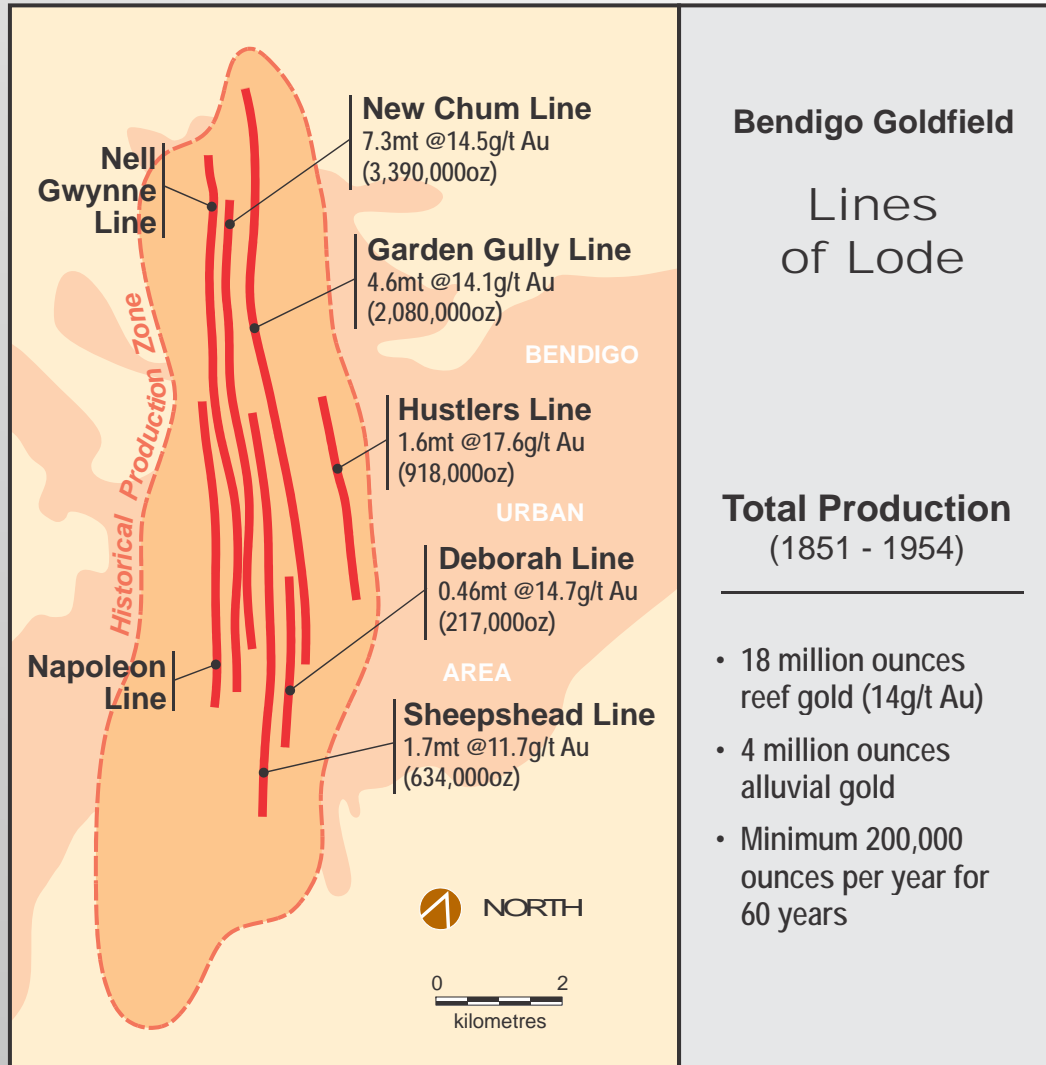
# North Bendigo Tenements



**catalyst**  
METALS LTD

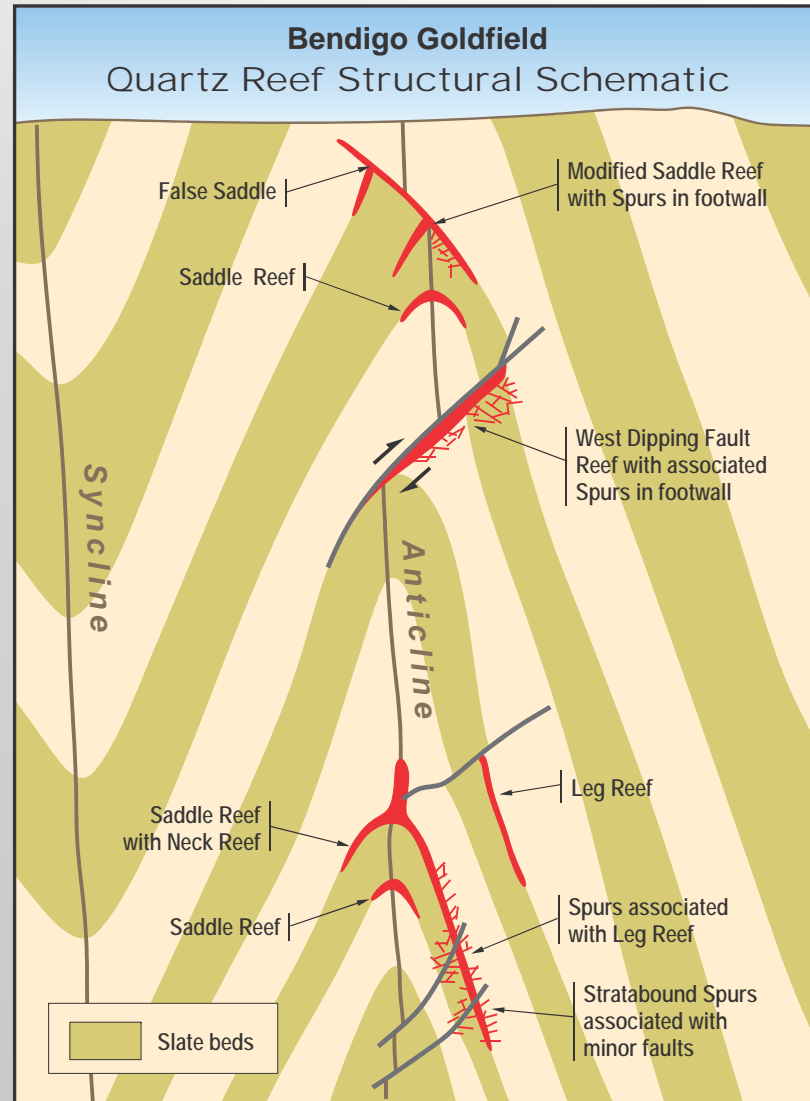


# Bendigo: a world-class gold target



# Quartz Reef Structural Schematic

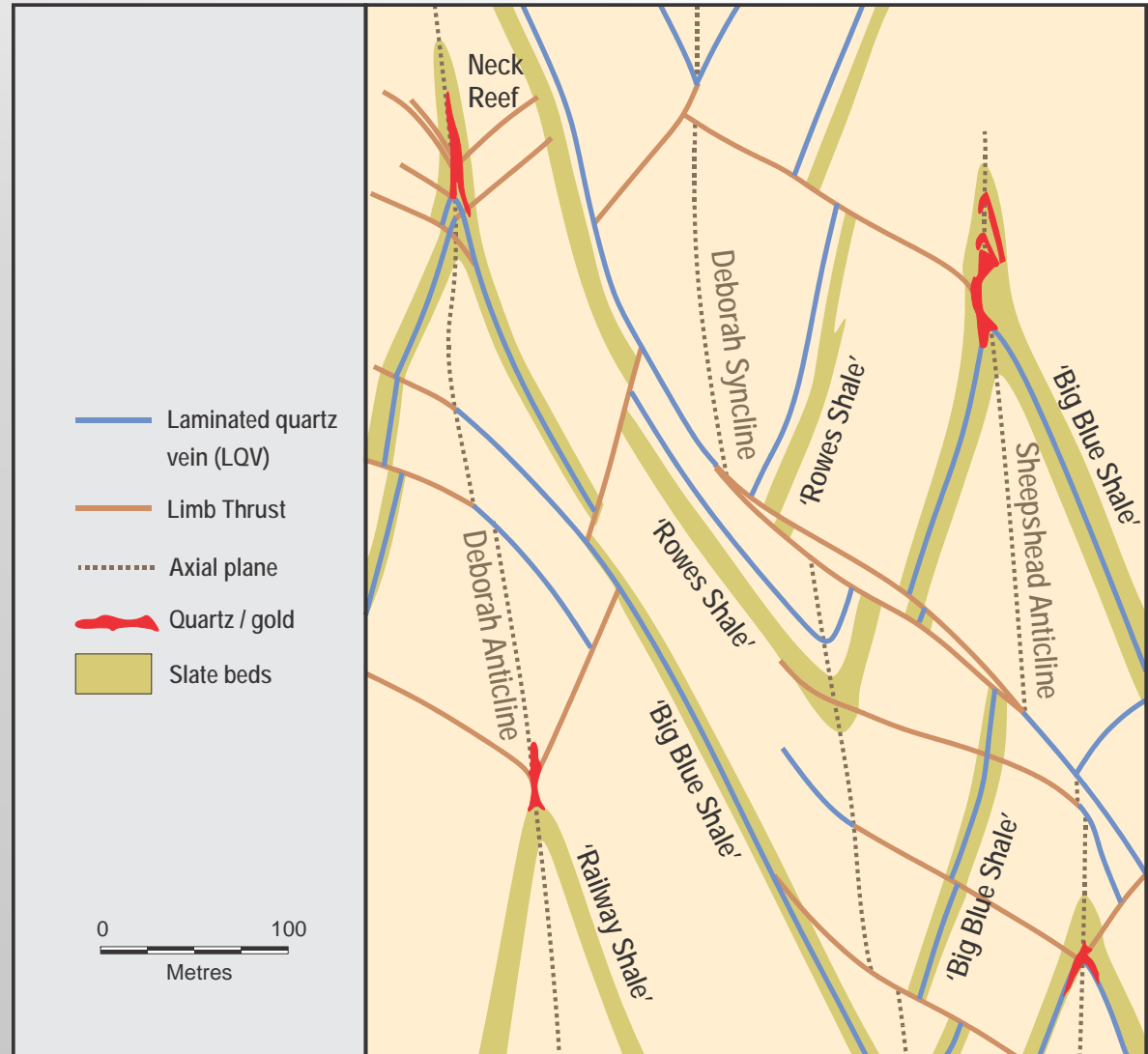
- ▲ Associated with anticlinal axis
- ▲ Importance of slate beds
- ▲ Difficult drilling targets



# Actual Cross Section

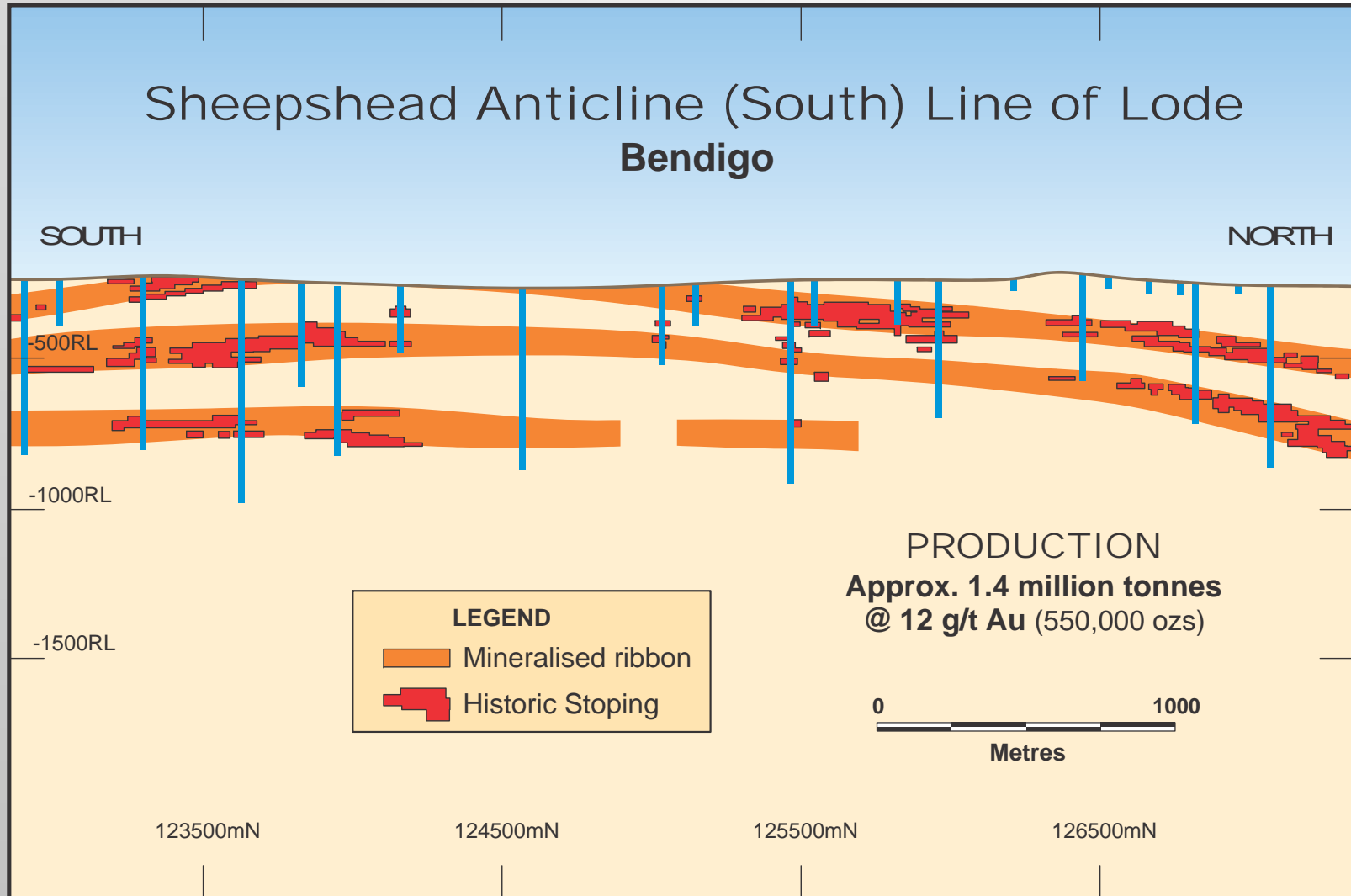
## Bendigo Goldfield

*(after Boucher et al)*

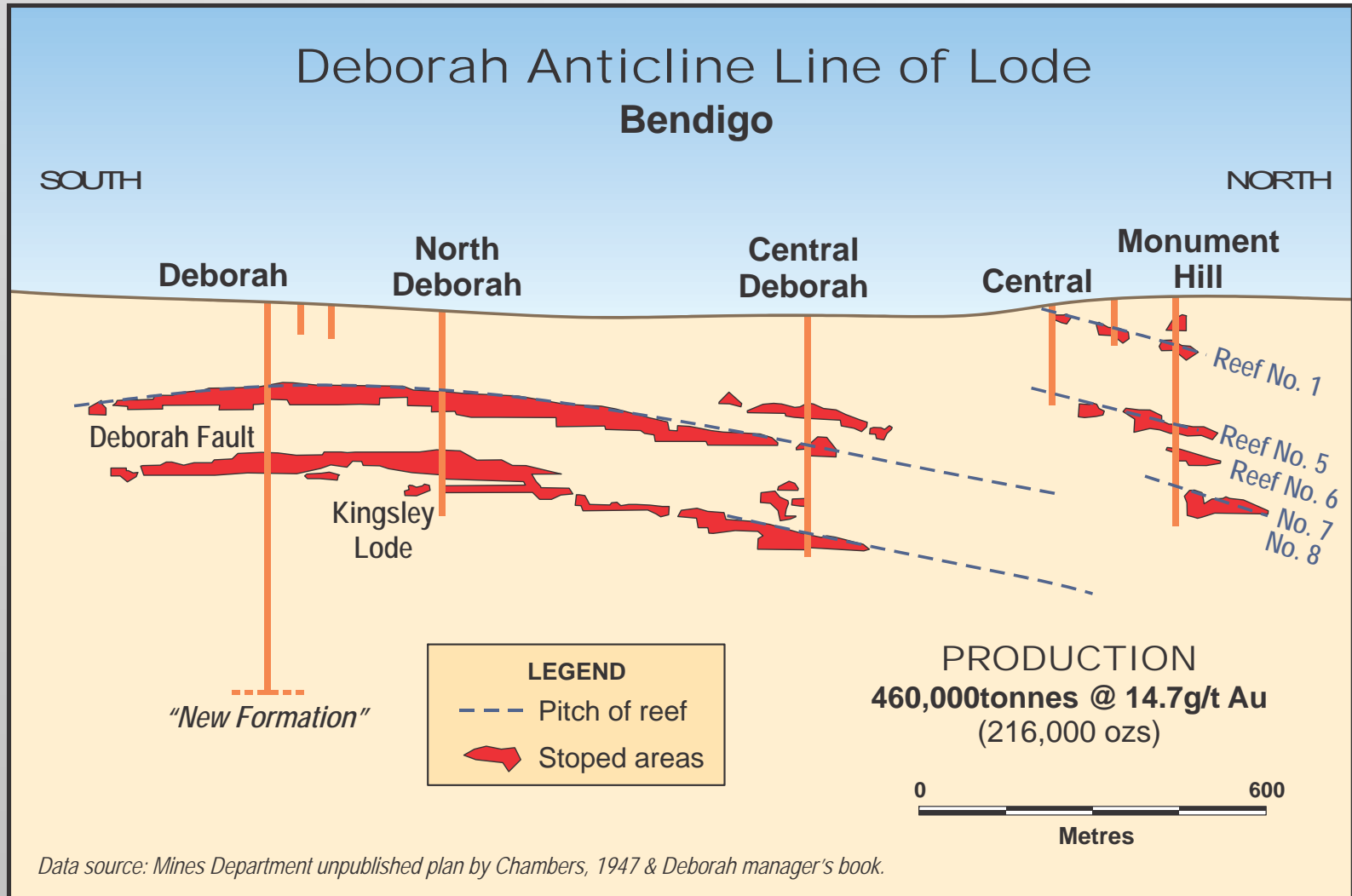




# Bendigo Target Size

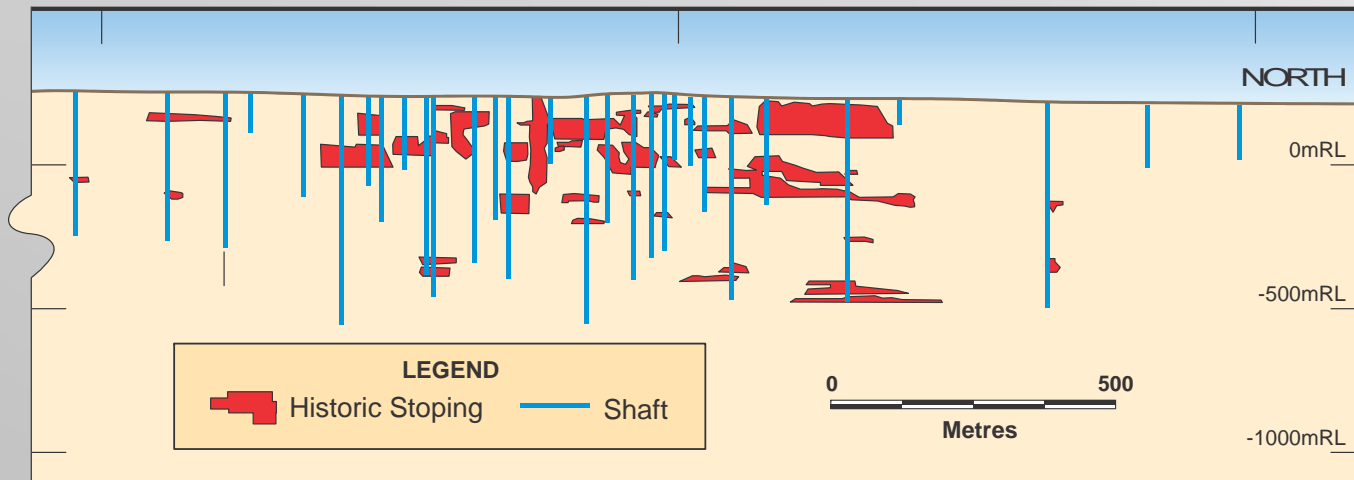
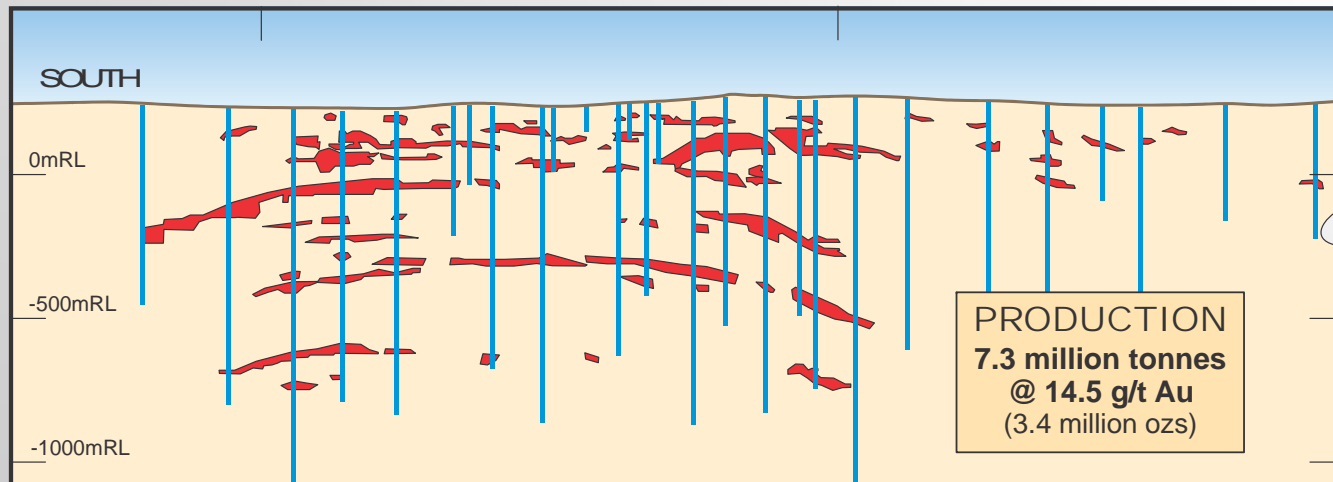


# Bendigo Target Size

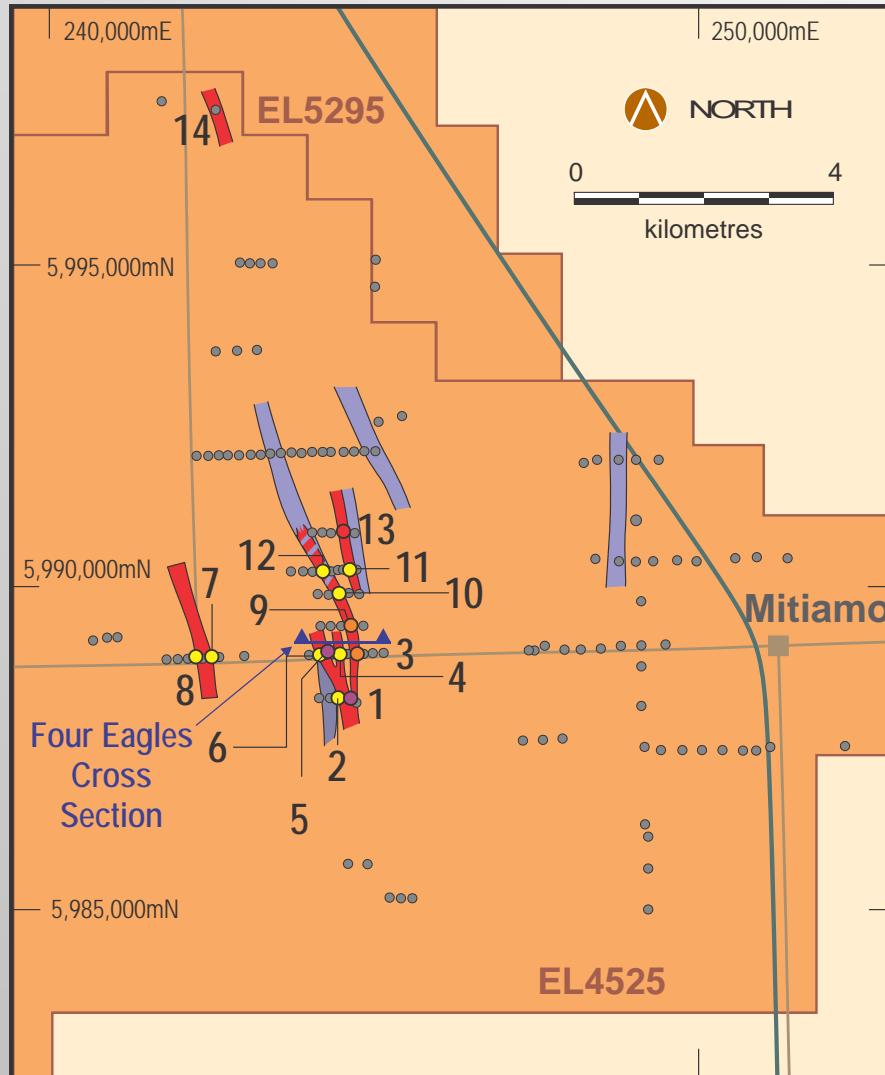


# Bendigo Target Size

## New Chum Line of Reef Bendigo



# Four Eagles Gold Project

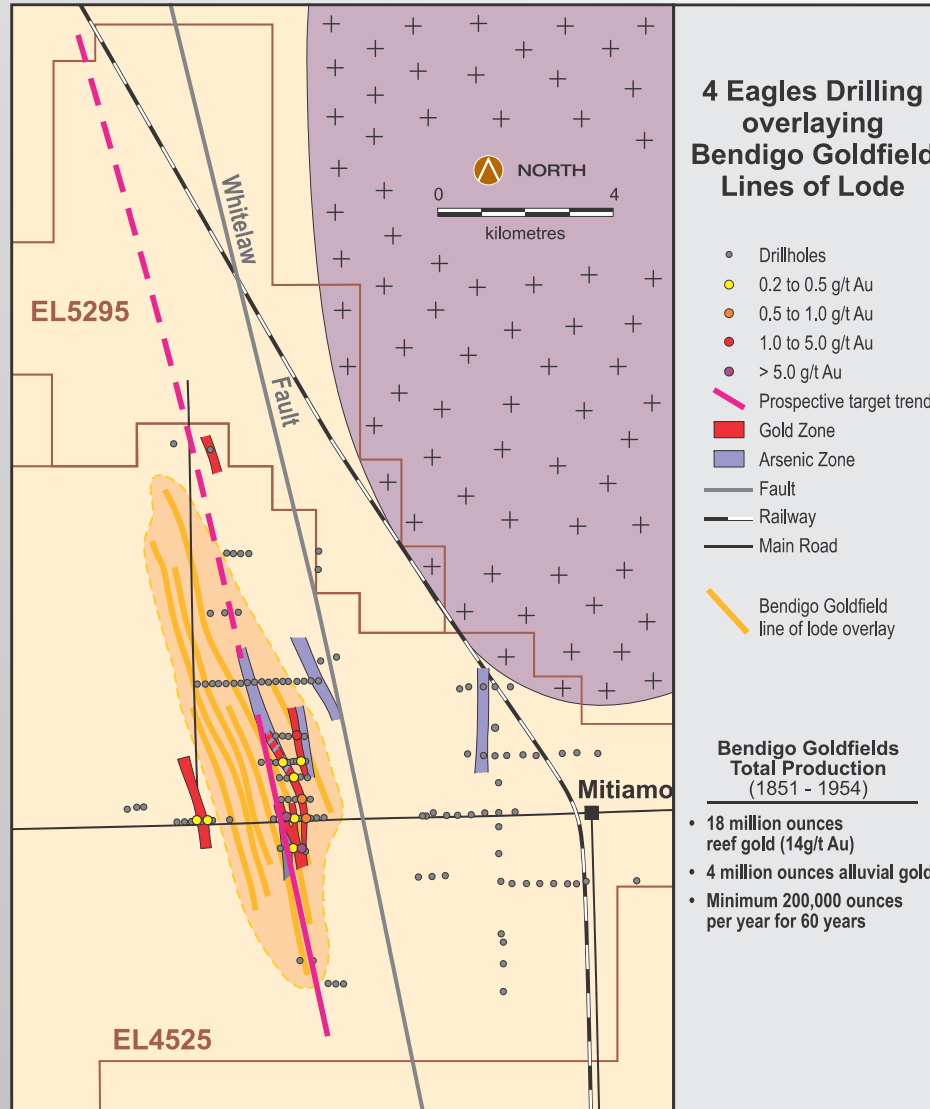


## Drillhole Intersections


1. FE380 3m @ 9.71g/t Au from 120m
2. FE379 3m @ 0.2g/t Au from 120m
3. FE331 3m @ 0.59g/t Au from 126m
4. FE297 6m @ 0.45g/t Au from 78m
5. FE328 6m @ 82.7g/t Au from 123m  
and  
6m @ 1.85 g/t Au from 135m
6. FE299 3m @ 0.39g/t Au from 126m
7. FE320 3m @ 0.33g/t Au from 87m
8. FE319 3m @ 0.2g/t Au from 57m
9. FE333 6m @ 0.66g/t Au from 135m
10. FE339 3m @ 0.26g/t Au from 81m
11. FE305 3m @ 0.38g/t Au from 75m
12. FE326 13.5m @ 0.45g/t Au from 102m
13. FE343 3m @ 3.34g/t Au from 111m
14. FE316 3m @ 0.27g/t Au from 102m

- Drillholes
- 0.2 to 0.5 g/t Au
- 0.5 to 1.0 g/t Au
- 1.0 to 5.0 g/t Au
- > 5.0 g/t Au
- Gold Zone
- Arsenic Zone
- Railway
- Main Road

# Four Eagles Gold Project

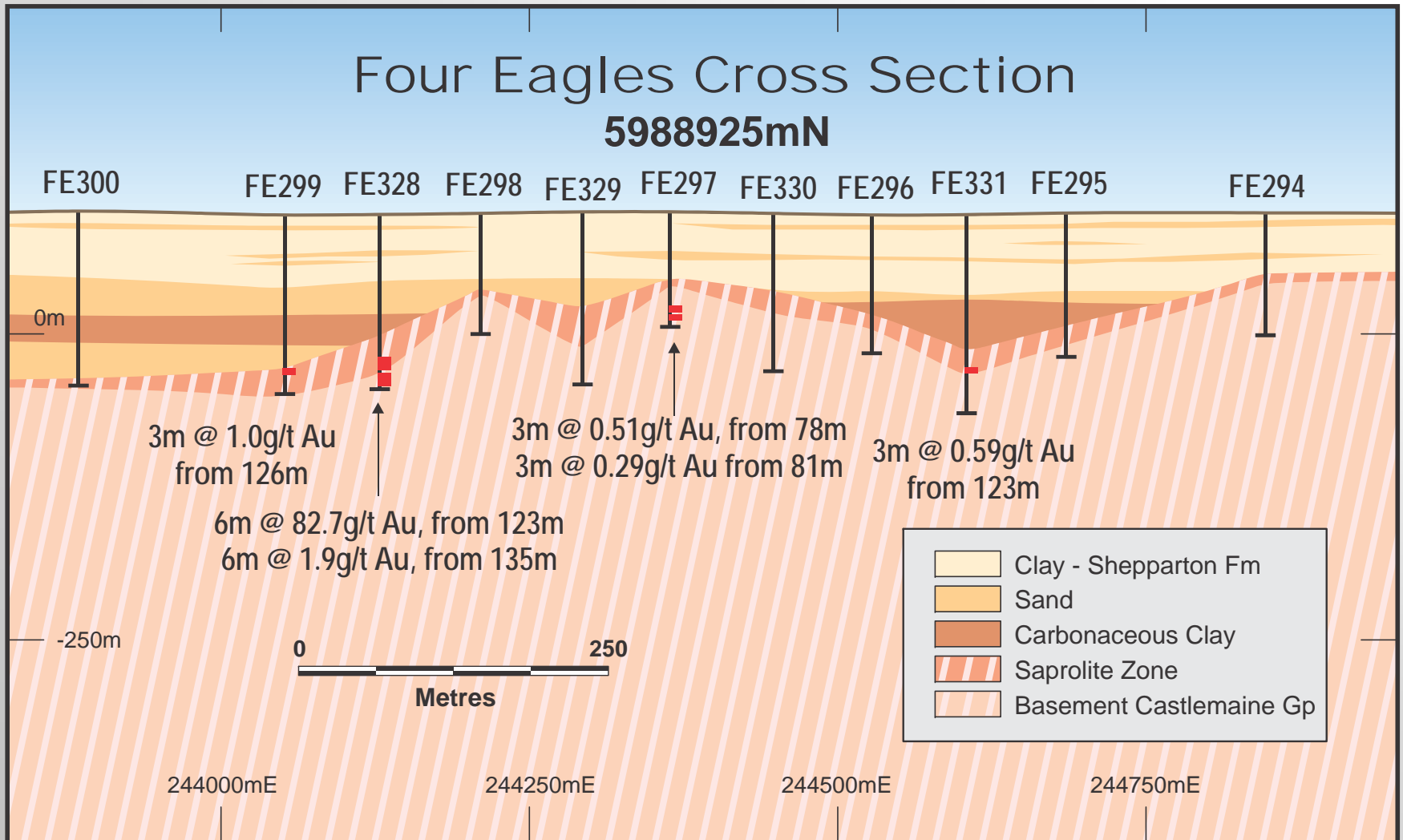


# Four Eagles Gold Project




- ▲ No outcrop of prospective rocks
- ▲ Catalyst drills first ever diamond drillhole on the property in March 2011
- ▲ Previously only aircore drilling

# Four Eagles Drill Cross Section



# Four Eagles Gold Project



Drillhole FE328,  
123m to 129m  
depth



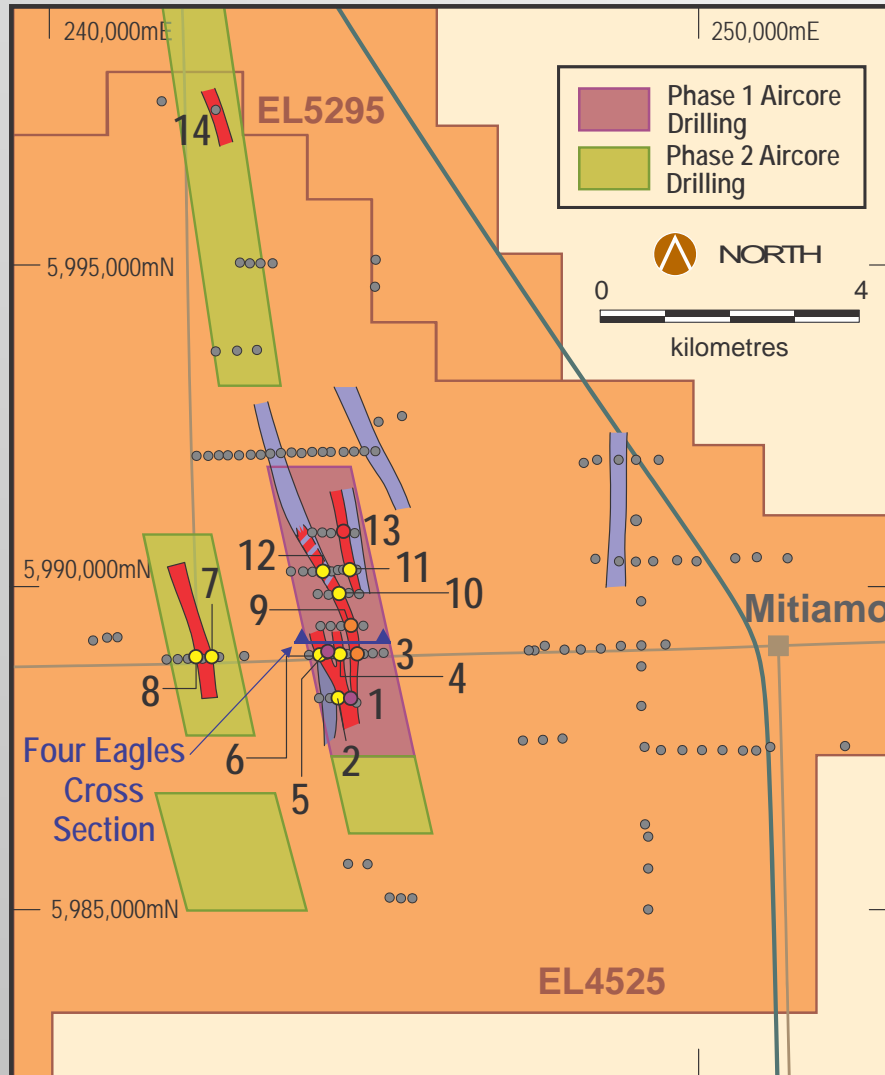
# Four Eagles Gold Project



## Proposed Program 2011

- ▲ Minimum expenditure \$450,000
- ▲ Further aircore drilling over entire strike length
  - ▲ Phase 1: March to April 2011
    - 7,913 metres completed
  - ▲ Phase 2: September to October 2011
- ▲ Angled diamond drilling of gold zones and structure
  - ▲ Phase 1: March to April 2011
    - 867 metres completed

# Four Eagles Gold Project

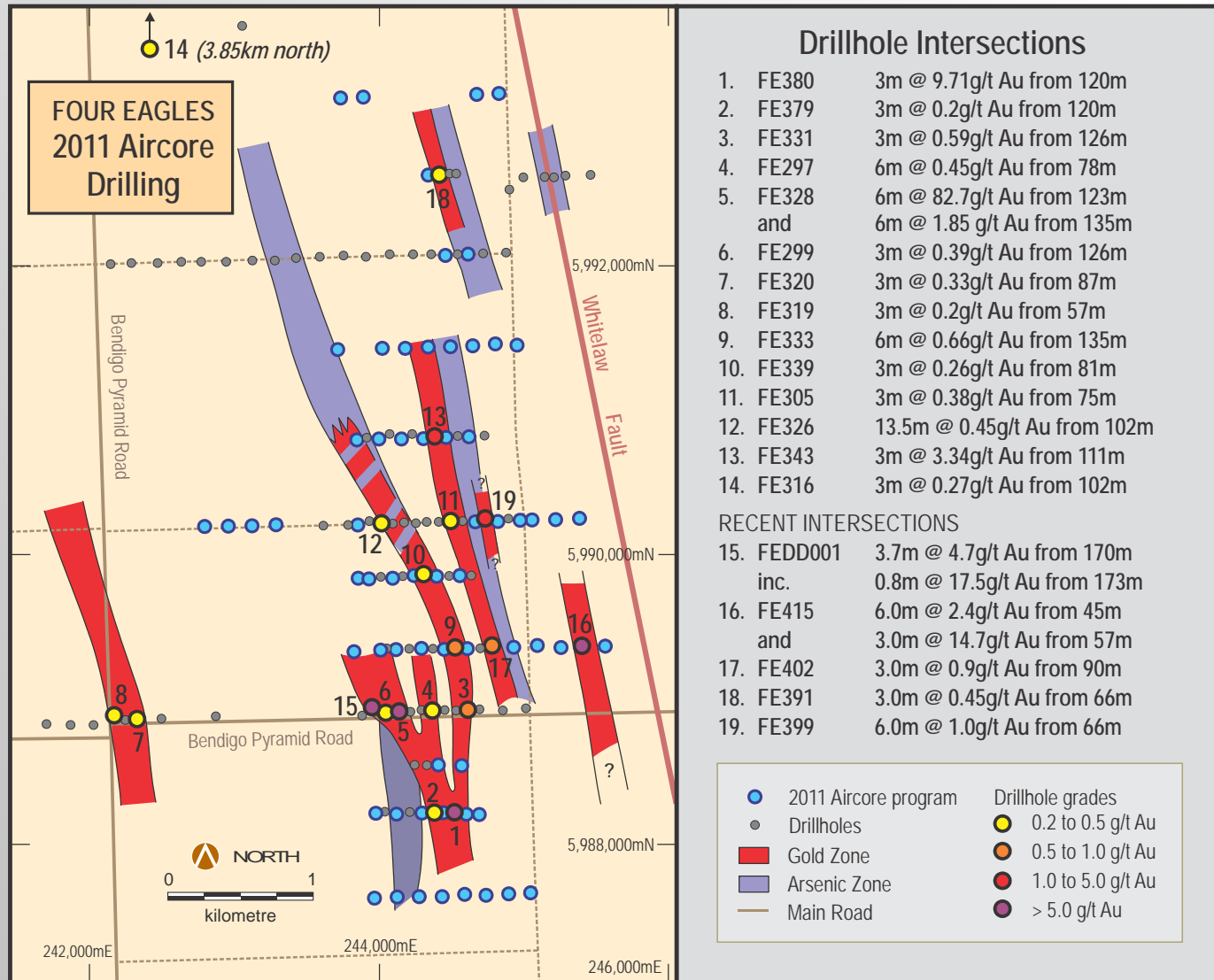


## Drillhole Intersections

1. FE380 3m @ 9.71g/t Au from 120m
2. FE379 3m @ 0.2g/t Au from 120m
3. FE331 3m @ 0.59g/t Au from 126m
4. FE297 6m @ 0.45g/t Au from 78m
5. FE328 6m @ 82.7g/t Au from 123m  
and 6m @ 1.85 g/t Au from 135m
6. FE299 3m @ 0.39g/t Au from 126m
7. FE320 3m @ 0.33g/t Au from 87m
8. FE319 3m @ 0.2g/t Au from 57m
9. FE333 6m @ 0.66g/t Au from 135m
10. FE339 3m @ 0.26g/t Au from 81m
11. FE305 3m @ 0.38g/t Au from 75m
12. FE326 13.5m @ 0.45g/t Au from 102m
13. FE343 3m @ 3.34g/t Au from 111m
14. FE316 3m @ 0.27g/t Au from 102m

- Drillholes
- 0.2 to 0.5 g/t Au
- 0.5 to 1.0 g/t Au
- 1.0 to 5.0 g/t Au
- > 5.0 g/t Au
- Gold Zone
- Arsenic Zone
- Railway
- Main Road

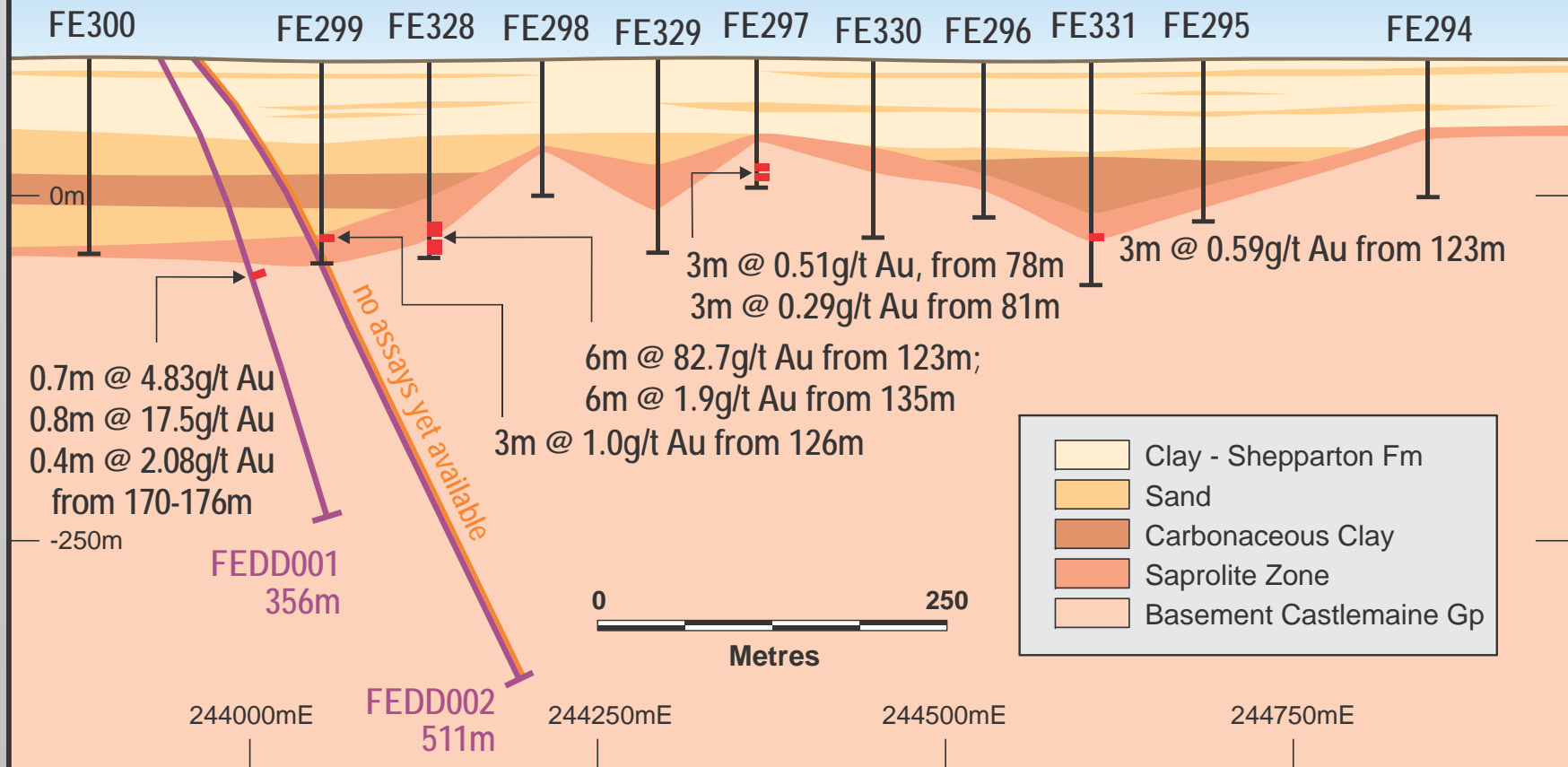
# Four Eagles Gold Project



# Four Eagles Drill Cross Section



## Four Eagles Cross Section 5988925mN



# Four Eagles Gold Project



## Heads of Agreement

### Phase 1

- ▲ \$450,000 exploration spend over 12 months
- ▲ \$150,000 cash
- ▲ 750,000 CYL shares

### Phase 2

- ▲ \$2,100,000 exploration spend (inclusive of Phase 1 exploration) over 3 years to earn 50% interest in project
- ▲ \$100,000 cash
- ▲ 750,000 CYL shares

### Phase 3

- ▲ \$2,100,000 exploration spend to earn up to 75% interest in project
- ▲ 2,500,000 CYL shares
- ▲ Board position for Tom Burrowes

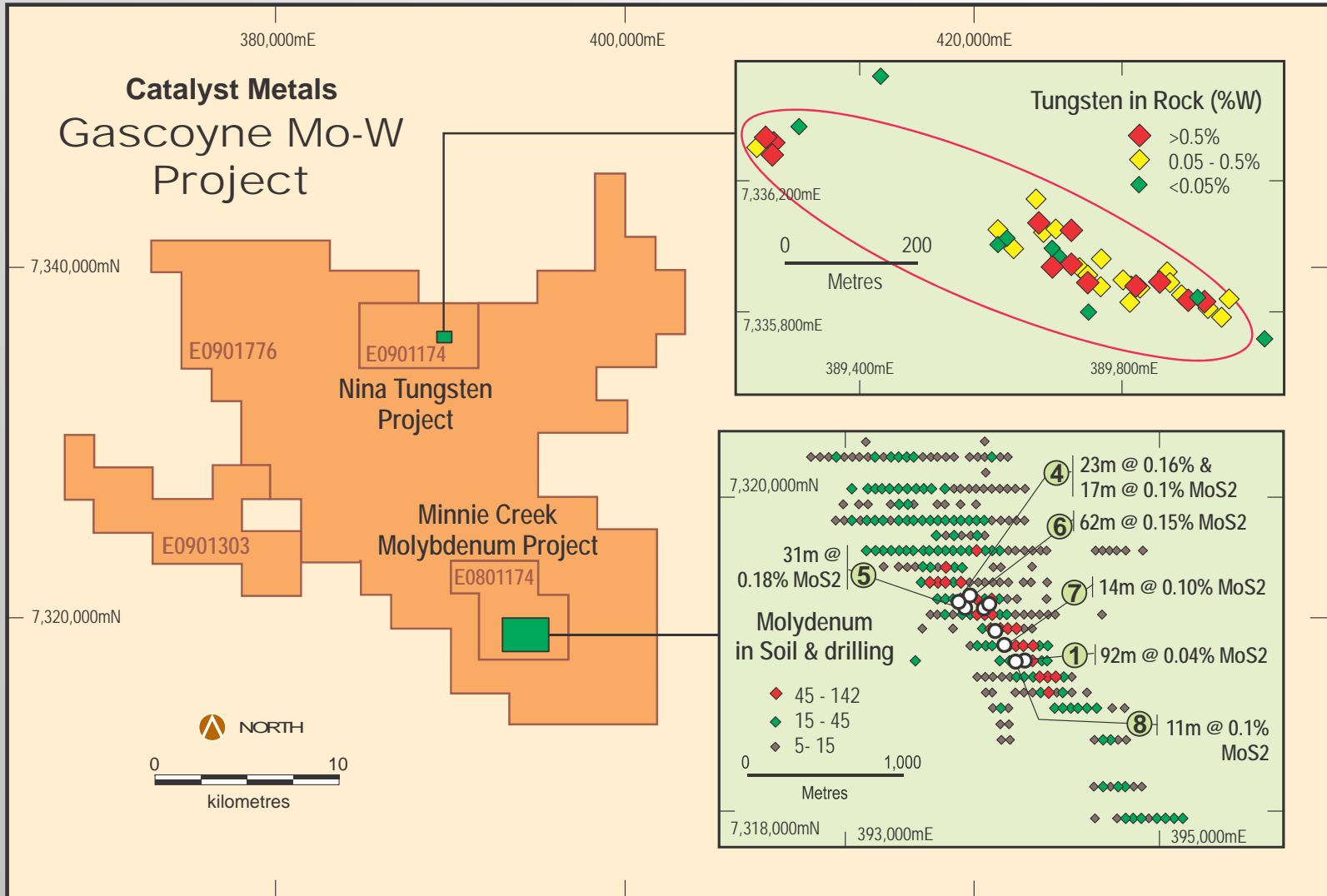
### Final Phase

- ▲ Providence Gold free carried until decision to mine

# Minnie Springs Project, W.A.



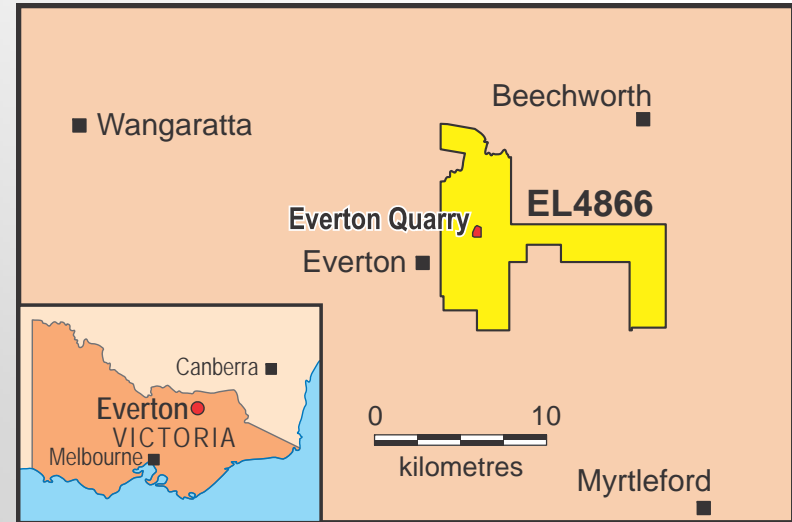
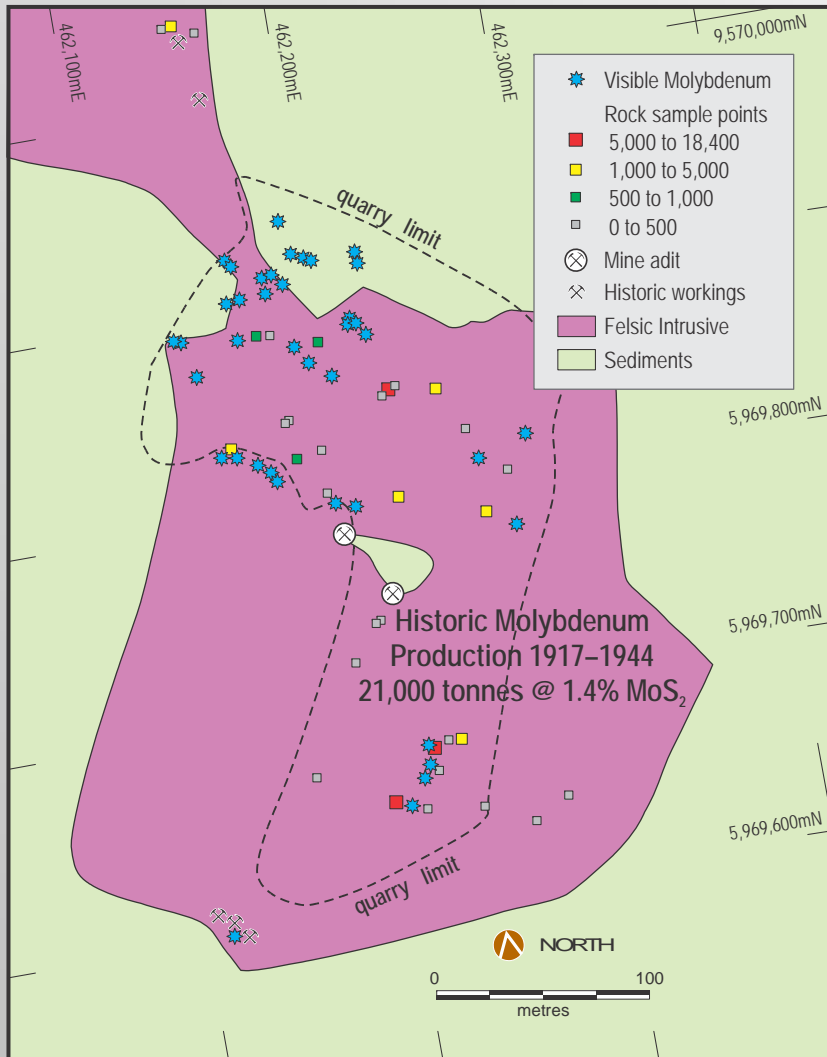
**catalyst**  
METALS LTD



# Everton Project, Victoria



**catalyst**  
METALS LTD



# Catalyst Capital Structure



## Capital Structure (ASX:CYL)

- ▲ **39,088,226 fully paid ordinary shares**
  - 1,000,000 unlisted 20 cent options expiring 30/06/2014
  - 1,000,000 unlisted 30 cent options expiring 30/06/2015
- ▲ **Top 40 control approximately 81% of issued capital**

## Cash in hand

- ▲ **A\$2.6 million (at 31 March 2011)**

## Market Capitalisation

- ▲ **A\$9.2 million (at 23.5 cents per share)**



# Corporate Structure - Directors



## **Stephen Boston – Non-executive Chairman**

The principal of a Perth-based private investment group specialising in the Australian resources sector. Previously worked as a Stockbroker from 1984 to 1998 in Perth and Sydney.

## **Bruce Kay– Non-executive Director**

Bruce was previously responsible for global exploration for Newmont Mining Corporation and Normandy Mining Limited. Prior to this he held senior positions within Western mining Corporation. Bruce has been a director and chairman of several other Australian listed companies and has over 30 years' experience in international gold, base metals, and nickel exploration.

## **Robin Scrimgeour – Non-executive Director**

The principal of a Singaporean-based Private Investment Company. Previously worked for an International Bank providing structured hybrid financing for Asian based Clients.

## **Gary Schwab – Non-executive Director**

Over 40 years business experience, including 20 years in the resources sector. Previously Executive Director of a privately owned bulk commodities group responsible for managing long term wealth creation strategy (in conjunction with the principal and owner) which culminated in the creation of one of Australia's wealthiest unlisted private bulk commodities companies.

# Corporate Structure



## Advisors

### **John Arbuckle – Corporate Advisor**

John is an accountant with extensive experience in the resources industry in Australia and overseas. Currently he operates a corporate advisory business that provides corporate and capital financing advice to resource industry companies. Previously he was the Chief Financial Officer of Mount Gibson Iron Limited and Perilya Limited, where he guided both companies through difficult operational start up phases. Prior to this he held senior financial management roles with Rio Tinto Limited, North Limited and Anaconda Nickel Limited.

### **Competent Person's Statement**

The information in this report that relates to Exploration Results is based on information compiled by Mr Bruce Kay, who is a Fellow of the Australasian Institute of Mining and Metallurgy and is a consultant to Catalyst Resources Limited. Mr Kay has sufficient experience that is relevant to the style of mineralisation, type of deposit under consideration and to the activity that he is undertaking to qualify as a Competent Person as defined in the 2004 edition of the 'Australasian Code for Reporting of Exploration, Results, Mineral Resource and Ore Reserves'. Mr Kay consents to the inclusion in this report of the matters based on his information in the form and context in which it appears.

# Disclaimer and Forward Looking Statements



- This presentation has been prepared by Catalyst Metals Limited (“Catalyst”). This document contains background information about Catalyst current at the date of this presentation. The presentation is in summary form and does not purport to be all inclusive or complete. Recipients should conduct their own investigations and perform their own analysis in order to satisfy themselves as to the accuracy and completeness of the information, statements and opinions contained in this presentation.
- This presentation is for information purposes only. Neither this presentation nor the information in it constitutes an offer, invitation, solicitation or recommendation in relation to the purchase or sale of shares in any jurisdiction.
- This presentation may not be distributed in any jurisdiction except in accordance with the legal requirements applicable in such jurisdictions. Recipients should inform themselves of the restrictions that apply in their own jurisdiction. A failure to do so may result in a violation of securities laws in such a jurisdiction.
- This presentation does not constitute investment advice and has been prepared without taking into account the recipient’s investment objectives, financial circumstances or particular needs and the opinions and recommendations in this presentation are not intended to represent recommendations of particular investments to particular persons. Recipients should seek professional advice when deciding if an investment is appropriate. All securities transactions involve risks, which include (among others) the risk of adverse or unanticipated market, financial or political developments.
- To the fullest extent permitted by law, Catalyst and its officers, employees, agents and advisers do not make any representation or warranty, express or implied, as to the currency, accuracy, reliability or completeness of any information, statements, opinions, estimates, forecasts or other representations contained in this presentation. No responsibility for any errors or omissions from this presentation arising out of negligence or otherwise is accepted.
- This presentation may include forward looking statements. Forward looking statements are only predictions and are subject to risks, uncertainties and assumptions which are outside the control of Catalyst. Actual values, results or events may be materially different to those expressed or implied in this presentation. Given these uncertainties, recipients are cautioned not to place reliance on forward looking statements. Any forward looking statements in this presentation speak only at the date of issue of this presentation. Subject to any continuing obligations under any applicable law and the ASX Listing Rules, Catalyst does not undertake any obligation to update or revise any information or any of the forward looking statements in this presentation of any changes in events, conditions or circumstances on which any such forward looking statement is based.